

PLANS IN A PINCH

MADE FOR KINDERGARTEN



150+ print and go pages to take the stress out of last minute planning

Includes literacy, math, writing, science, social studies and time filler activities

No-prep math and literacy activity mats can be used for centers & early finishers

Quick prep activities make this perfect to use when preparing for a substitute teacher

What's included?

SUBSTITUTE ESSENTIALS

Classroom Management Behavior Incentive Tickets
Your guest teacher can give these out to students that show excellent behavior while you are gone. When you return students can redeem them for a reward or special privilege.
Ideas for individual student rewards: pick the class read aloud, lunch with the teacher, treasure box or prize, Show and Tell, free choice time, teacher's helper, bring a stuffed animal to school, or homework pass.

Behavior Incentive Tickets
Hand these out to students that showed excellent behavior the day. Students will redeem them for a prize.

Behavior Incentive Tickets
Hand these out to students that showed excellent behavior the day. Students will redeem them for a prize.

Whole Class Incentive
Display this chart on the board. Have your guest teacher hand out prizes throughout the day when the class shows great behavior.
For example: walking quietly in the hall, being respectful, etc.

Plans in a Pinch
Quick Prep Activity for April

Welcome to our Class
Dear Guest Teacher,
Welcome to our classroom. Thank you so much for teaching the class in my absence. Here you will find everything you'll need for today.
I have included our class information, which includes the class list, schedules, procedures, and information.
Also included are the activities for today, which are complete. If you have additional time in your day, you can read a book or complete one of the time-fillers that I have included.

How Was Your Day?
From the guest teacher
Guest teacher's name: _____
Contact information: _____
Absent students: _____
These students were especially helpful: _____
These students needed redirection: _____
We accomplished: _____

Missing Numbers
Draw a line from the missing number to the correct number.

24	25	26	30	31	32
43	44	45	51	52	53
67	68	69	74	75	76
83	84	85	91	92	93

2D Snail Shapes
Name: _____
square sides 4
triangle sides 3
hexagon sides 6

Addition to Ten
Name: _____
6 + 4 = 10 3 + 4 = 7
6 + 2 = 8 4 + 5 = 9
3 + 3 = 6 3 + 2 = 5

Class Schedule

Mon.	
Tue.	
Wed.	
Thurs.	
Fri.	

Class Schedule

Time	
Proc	
Car Riders	
Student Name	
After School	
Walkers & Bike Ride	

EDITABLE PAGES

- ✓ Editable class lists and schedules
- ✓ Binder cover and storage label to keep your plans organized
- ✓ A premade letter to the guest teacher as well as an editable version
- ✓ A guest teacher report form
- ✓ Classroom management tools
- ✓ Simple, no-prep activities

What's included?

NO-PREP PAGES


The collage features several worksheets:

- Read and Write:** A worksheet with words like 'can', 'cat', 'bat', 'mat', and 'bad' with corresponding illustrations.
- CVC Word Sort:** A worksheet for sorting words by their ending sounds: -ag, -en, and -ut.
- Buzzing Vowel Sounds:** A worksheet focusing on the long and short vowel sounds 'a' and 'e'.
- Read and Match:** A worksheet with sentences like 'She can smell the cake.' and 'Is that a new dress?' to be matched with pictures.
- Subtraction Within 10:** A worksheet for practicing subtraction using ten frames and visual aids like ladybugs.
- Solve and Color:** A worksheet for solving simple addition and subtraction problems and coloring the results.
- Teen Numbers:** A worksheet for identifying and grouping teen numbers (11-19) using base ten blocks.
- More or Less?:** A worksheet for comparing numbers using ten frames and coloring bees.
- Trace and Write:** A worksheet for tracing and writing the sentence 'The rain helps the flowers grow.' with a picture of a girl watering flowers.
- Keeping Earth Clean:** A worksheet about recycling with a picture of a child and instructions to write and draw.
- I Can Read:** A worksheet for reading and writing words like 'paper', 'plastic', and 'glass'.
- Write and Build:** A worksheet for reading a sentence and building it with words like 'will', 'I', 'my', and 'umbrella'.
- Rainy Day Nouns:** A worksheet for coloring and identifying nouns related to rainy days.

- ✓ Literacy pages to practice word families, blends, digraphs, CVCe words and reading sentences
- ✓ Math pages to practice addition, subtraction and comparing numbers
- ✓ Simple writing pages to practice copying, building, and completing sentences

What's included?

SCIENCE & SOCIAL STUDIES



- ✓ Focuses on parts of plants, plant needs and living and nonliving things
- ✓ Pocket chart sorting activity, booklets and independent practice page
- ✓ Teacher directions card
- ✓ "I can" visual directions card for students



What's included?

ACTIVITY MATS

Read and Cover
L-Blends
Directions: Spin a picture. Use a manipulative to cover that word on the board. Play until each word is covered.
block flag sloth
glass clap flag

Tic Tac Toe
Directions: Roll the dice. Then, place a cube on one picture on any gameboard that matches the shape. The first player to get 3 in a row on a gameboard wins.
roll again

3 in a Row Tic Tac Toe
Directions: Roll the dice. Then, place a cube on one picture on any gameboard that matches the shape. The first player to get 3 in a row on a gameboard wins.
roll again

Count and Graph
Directions: Students will count the number of each object. Then, they will use manipulatives to represent the number on the graph.

I Spy Nouns
Directions: Say the name of each picture. Cover the nouns using the correct color cube.
people places things
car wash purse baby

Race to the Top S-Blends
Directions: Spin an S-blend. Write the blend in front of each word & trace the word. Play until one blend reaches the top.
scab scum
Word Bank: scab, small, scale, scank, scar, snail, scorp, smoo, smooch, smooze, smoozy, smooze, smoozy

Read and Cover Beginning Digraphs
Directions: Spin a picture. Use a manipulative to cover that word on the board. Play until each word is covered.
chest thick chest whisk
whisk shell thick shell
thick whisk chest thick
chest shell thick shell
shell whisk chest whisk

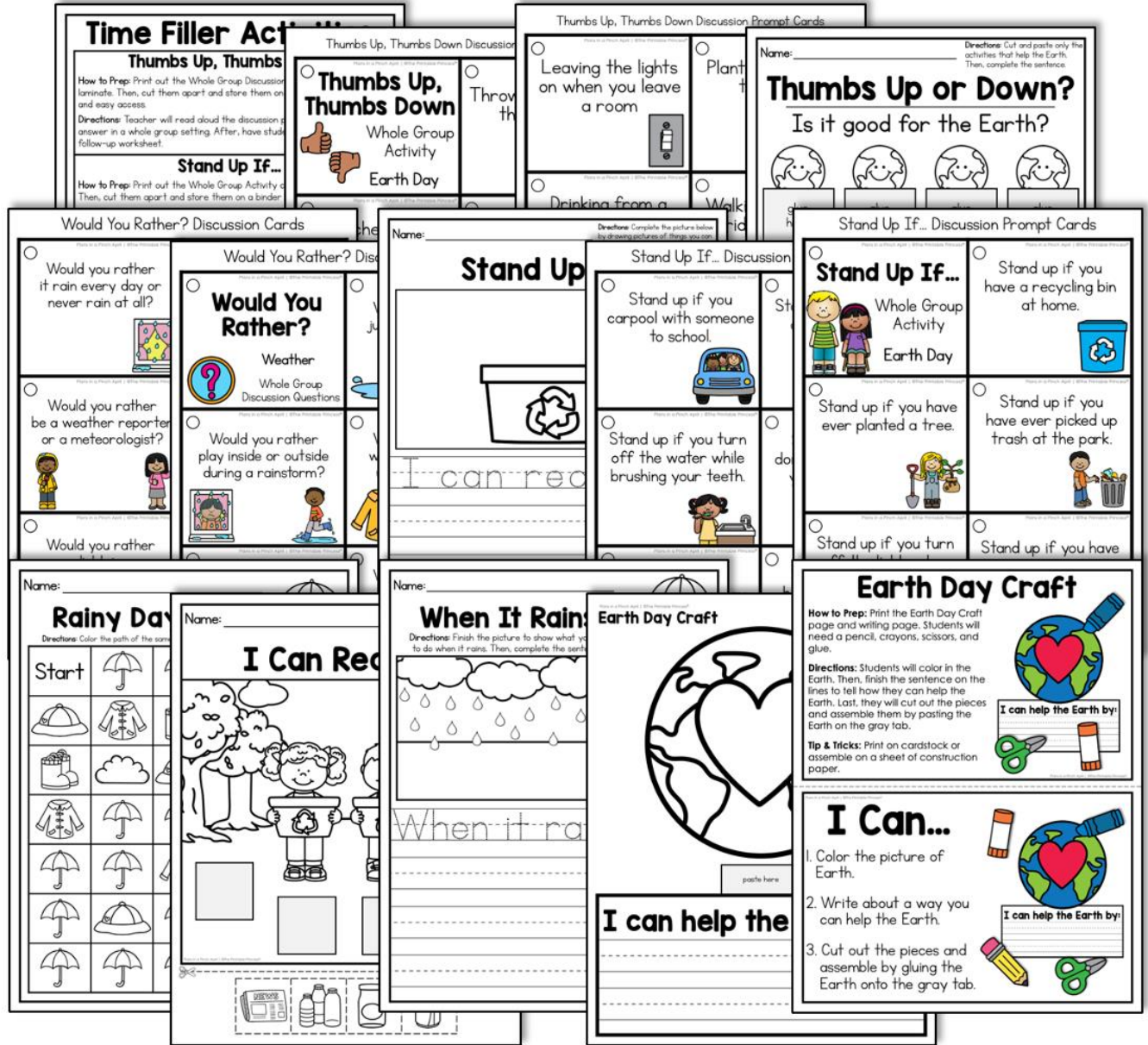
Spin and Solve
Color Code: =7 =6 =5 =4
6-2, 4-0, 8-2, 9-2, 5-1, 9-3, 7-2, 10-5, 10-3, 10-4, 8-1, 6-1

I Can...
1. Roll the dice and move that many squares.
2. Read the word you land on.
3. Play until one player reaches the end.

- ✓ Literacy and math no prep activity mats
- ✓ Multiple versions of each mat make them perfect for centers
- ✓ Also great for morning bins or early finishers
- ✓ Includes guest teacher friendly direction cards
- ✓ "I Can" visual directions for students

What's included?

TIME FILLER ACTIVITIES



- ✓ Discussion games with optional worksheets
- ✓ Simple listen and color, cut and paste, and drawing activities
- ✓ Includes an Earth Day craft
- ✓ Use them as part of your sub plans or as needed throughout April

Check out the


PLANS IN PINCH BUNDLE



"So thrilled to have found this product! I hate to miss a day of school because of all the planning that goes into it! This will make that process so much easier." -Allison L.

Click the picture below to check out the entire Plans in a Pinch bundle with 9 no prep resources that can be used throughout the year.

Count and Graph



Directions: Count the objects. Use manipulatives to graph.

Spin and Solve

Color Code: = 9 = 8 = 7 = 6



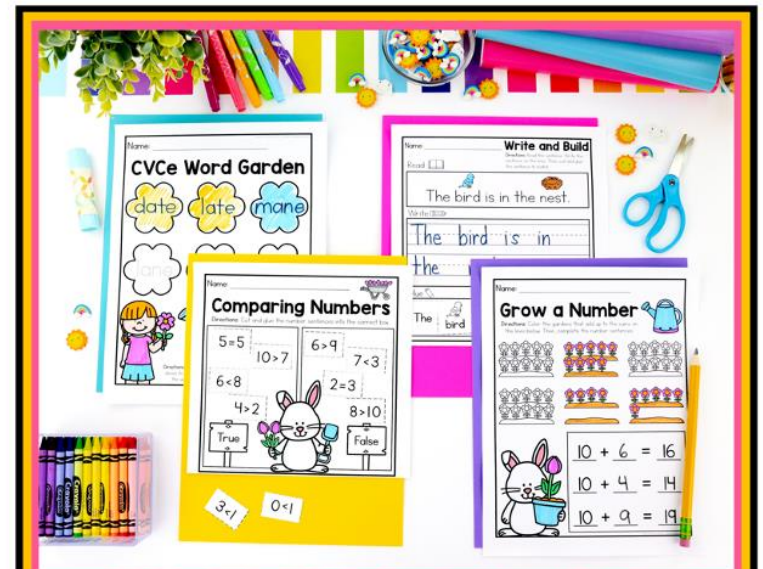
9+0 5+1 4+4 2+5

3+3 2+5

2+4 1+7 0+7

7+2 6+2 8+1 5+4

Directions: Spin a choice from the spinner and choose a matching equation. Solve and cover the equation using the color code.



CLICK HERE
to see the entire bundle

