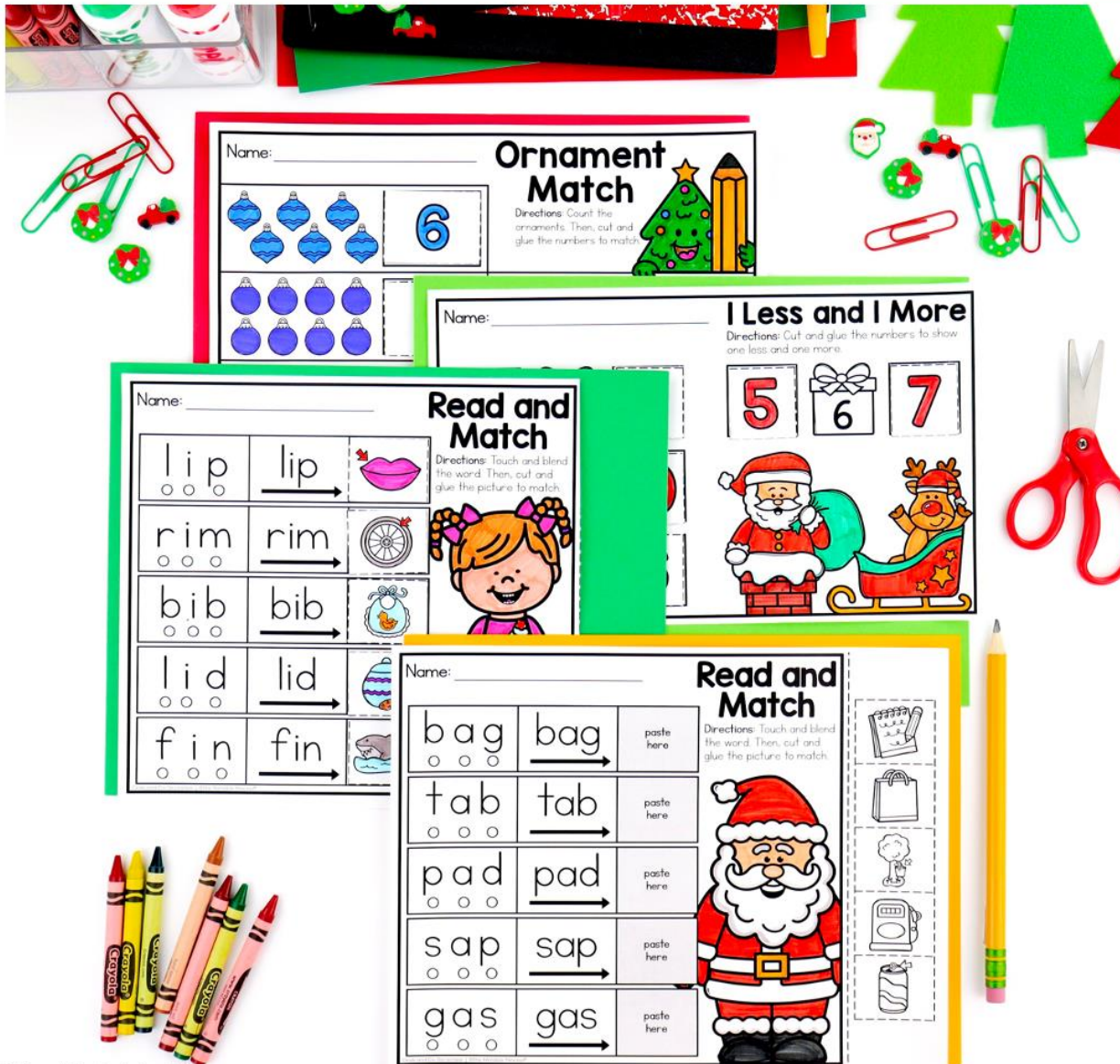


# GRAB AND GO

## MADE FOR KINDERGARTEN



75+ print and go pages made to complement your curriculum

Includes math and literacy activities with December themes

Simple coloring and cut-and-paste style activity pages

Perfect for morning work, homework or extra practice

# What's included?

# DECEMBER THEMES

Name: \_\_\_\_\_

Directions: Read the sentence. Cut and glue the picture to match the bold word. Then, write the word on the line.

**Read, Match, Write**

She can **hit** the ball.

Here is \_\_\_\_\_

I will \_\_\_\_\_

This is \_\_\_\_\_

---

Name: \_\_\_\_\_

Directions: Color the reindeer that has more light's green. Color the other reindeer red.

**Comparing Sets to 5**

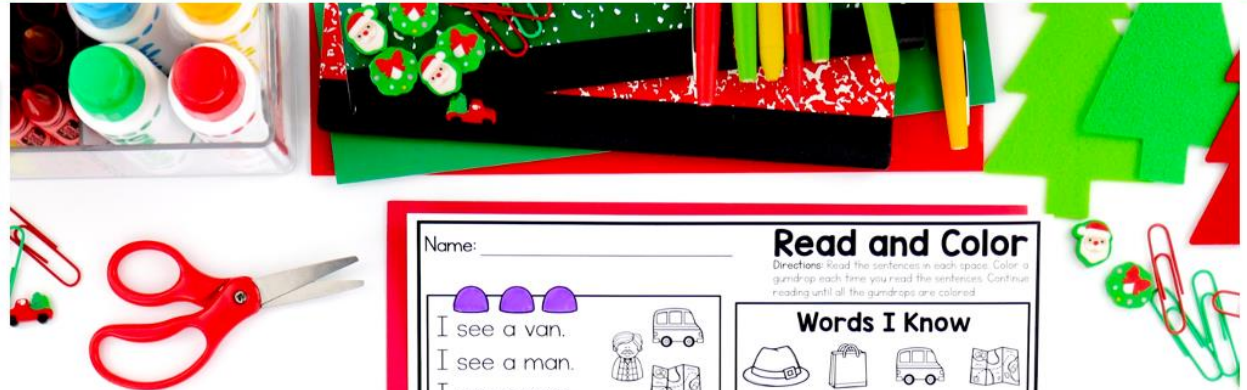
6 8 7

**I Less and I More**

Directions: Cut and glue the numbers to show one less and one more.

paste here 7 paste here

paste here 6 paste here



Name: \_\_\_\_\_

Directions: Read the sentences in each space. Color a gundrop each time you read the sentence. Continue reading until all the gundrops are colored.

**Read and Color**

I see a van.

I see a man.

I see a map.

**Words I Know**

hat bag van map

cab fan jam man

Name: \_\_\_\_\_

Directions: Read the words in the gundrops. Write them on the line next to the matching picture.

**Sweet CVC Words**

map jam bag

cat mat cab

map

cab

Name: \_\_\_\_\_

Directions: Touch and blend the word. Then, cut and glue the picture to match.

**Read and Match**

bag bag paste here

tab tab paste here

pad pad paste here

sap sap paste here

gas gas paste here

- ✓ Gingerbread
- ✓ Christmas
- ✓ Santa
- ✓ Reindeer
- ✓ Ornaments
- ✓ Baking



# What's included?

# 35+ MATH PAGES

The collage displays various math worksheets for children, including:

- Counting On:** Worksheets for counting from 4, 1, and 5.
- Ornament Match:** A matching activity with Christmas ornaments.
- Fill the 10 Frame:** Worksheets for filling in missing numbers in a 10-frame.
- Missing Number:** Worksheets for identifying missing numbers in a sequence.
- Ways to Make 10:** Worksheets for finding different combinations that equal 10.
- Skip Count by 10:** Worksheets for practicing skip counting by 10s.
- Counting Back:** Worksheets for practicing counting backwards.
- Favorite Candy:** A worksheet for recording favorite candies.
- Tally Marks:** A worksheet for using tally marks to count items.
- Cookie Shape Sort:** A worksheet for sorting cookies by shape.
- 2D and 3D Shapes:** Worksheets for identifying and coloring 2D and 3D shapes.
- Sort by Five:** Worksheets for sorting objects into groups of less than 5 and more than 5.
- How to Make 5:** Worksheets for finding different combinations that equal 5.



- ✓ Number order
- ✓ Counting on
- ✓ Making 5 and 10
- ✓ Subitizing
- ✓ Counting by 10's
- ✓ 2-D & 3-D shapes

# What's included?

# 40+ LITERACY PAGES

**Name:** \_\_\_\_\_

**Match the Letters**  
Directions: Color the sets of uppercase and lower case letters the same color. Use a different color for each match. Then write the letter matches on the lines below.

**Name:** \_\_\_\_\_

**Same Beginning Sound**  
Directions: Cut out the thumbs. Glue a thumb up next to the picture that have the same beginning sound. Glue the thumbs down next to pictures that do not have the same beginning sound.

**Name:** \_\_\_\_\_

**Sweet CVC Words**  
Directions: Read the words in the gingerbread. Write them on the line next to the matching picture. Draw an X on the gingerbread you did not use.

**Name:** \_\_\_\_\_

**CVC Words Express**  
Directions: Read the words in the train cars. Write them on the line next to the matching picture.

**Name:** \_\_\_\_\_

**Read and Color**  
Directions: Read the sentences in each space. Color a cookie each time you read the sentence. Continue reading until all the cookies are colored.

**Name:** \_\_\_\_\_

**All in the Family: -IN**  
Directions: Cut and glue the pictures that are in the -in family onto the cookie sheets.

**Name:** \_\_\_\_\_

**Read, Match, Write**  
Directions: Read the sentence. Cut and glue the picture to match the bold word. Then, write the word on the line.

**Name:** \_\_\_\_\_

**Create a Code**  
Directions: Use four different colors to color the word family gingerbreads. Then, use the color code you created to color the pictures.

**Name:** \_\_\_\_\_

**Missing Vowel**  
Directions: Color the ornament with the correct missing vowel. Then, write the word on the line.

**Name:** \_\_\_\_\_

**Rhyme Match Up**  
Directions: Cut and glue the pictures to make rhyming matches.

**Name:** \_\_\_\_\_

**Peppermint Punctuation**  
Do you like to bake pies  
Baking is fun

**Name:** \_\_\_\_\_

**Sight Word Scene**  
Directions: Color the ornaments with the word 'like' red. Color the other ornaments green.

**Name:** \_\_\_\_\_

**Reindeer Rhymes**

**Name:** \_\_\_\_\_

**Sweet Syllables**

**Name:** \_\_\_\_\_

**Label the Scene**  
Directions: Use the word bank to label the scene. Then, color the picture.

**Name:** \_\_\_\_\_

**Short I Words**  
Directions: Cut and glue the pictures to the words.

**Name:** \_\_\_\_\_

**All in the Family: -IG**  
Directions: Cut and glue the pictures that are in the -ig family onto the Christmas tree.

**Name:** \_\_\_\_\_

**All Aboard! CVC Words**  
Directions: Read the words in the train cars. Write them on the line next to the matching picture.

**Name:** \_\_\_\_\_

**Read and Match**  
Directions: Read and label the words. Then, cut and glue the pictures to match.

- ✓ Beginning, middle and ending sounds
- ✓ CVC words
- ✓ Word families
- ✓ Reading sentences
- ✓ Punctuation
- ✓ Sight words

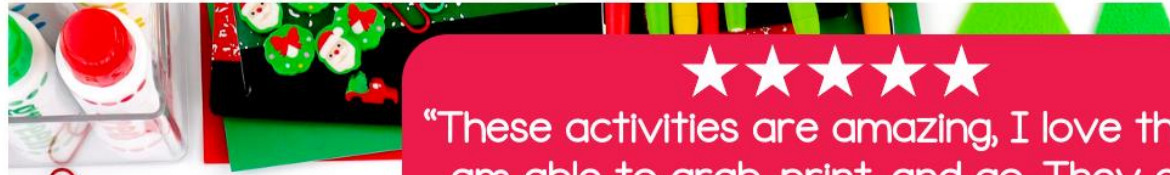
Check out the

# GRAB AND GO BUNDLE



"These activities are amazing, I love that I am able to grab, print, and go. They are very helpful when planning and my students love them!" -Cheryl C.

Click the picture below to check out the entire Grab and Go bundle that will grow to include 9 no prep resources that can be used throughout the year.



Name: \_\_\_\_\_

	you	of	can	like
see	see			
me	we			
what	for			

Name: \_\_\_\_\_

### Sight Word Search

Directions: Color, trace, and write the sight word. Circle the word, then write how many times you found it.

Color

Trace and write

see see



Name: \_\_\_\_\_

### Sight Word Scene

Directions: Color the gumdrops with the word 'see' purple. Color the other gumdrops green.

see of you can you see see you see can see see I see

for he see I

the see

7 times.



**CLICK HERE**  
to see the entire bundle!