

# PLANS IN A PINCH

## MADE FOR KINDERGARTEN



150+ print and go pages to take the stress out of last minute planning

Includes literacy, math, writing, science, social studies and time filler activities

No-prep math and literacy activity mats can be used for centers & early finishers

Quick prep activities make this perfect to use when preparing for a substitute teacher

What's included?

# SUBSTITUTE ESSENTIALS

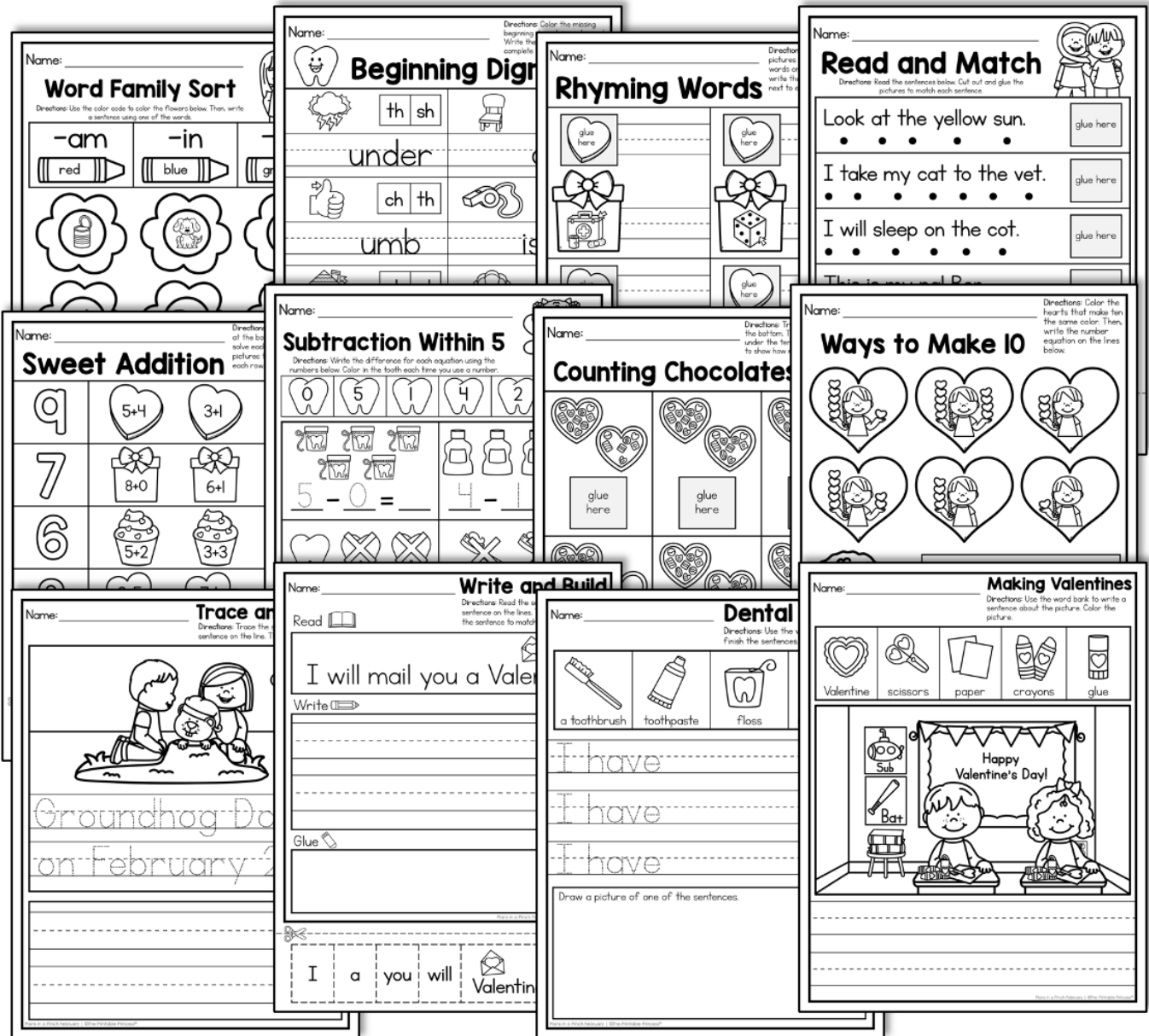


- ✓ Editable class lists and schedules
- ✓ Binder cover and storage label to keep your plans organized
- ✓ A premade letter to the guest teacher as well as an editable version
- ✓ A guest teacher report form
- ✓ Classroom management tools
- ✓ Simple, no-prep activities

EDITABLE PAGES

# What's included?


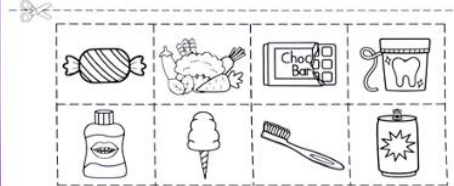
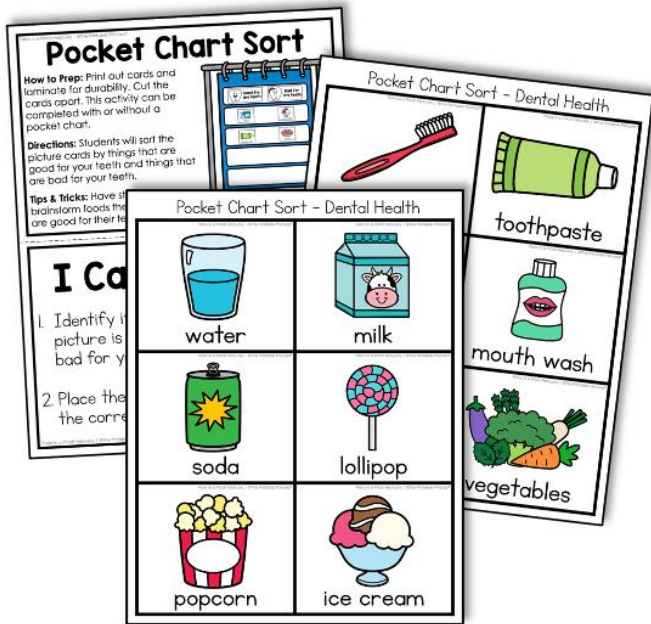
# NO-PREP PAGES



- ✓ Literacy pages to practice word families, blends, digraphs, rhyming and reading sentences
- ✓ Math pages to practice addition & subtraction, teen numbers and making ten
- ✓ Simple writing pages to practice copying, building, and completing sentences

# What's included?

# SCIENCE & SOCIAL STUDIES



- ✓ Focuses on dental health
- ✓ Pocket chart sorting activity, booklets and independent practice page
- ✓ Teacher directions card
- ✓ "I can" visual directions card for students

# What's included?

# ACTIVITY MATS

**Odd Word Out**  
 Directions: Say the rime at the beginning of each row. Cover the pictures that do not belong.  
 You can use:

**Count and Match**  
 Directions: Count the teeth in each ten frame. Place a cube of the same color on the equation with the matching number.  
 You will need:

**Count and Match**  
 Directions: Students will use the color code to place manipulatives on the pictures that show the same number.  
 Tips & Tricks: Practice fine motor skills by having students use tweezers to place the objects on the activity mat.

**Count and Match**  
 Directions: Count the teeth in each ten frame. Place a cube of the same color on the equation with the matching number.  
 You will need:

**Count and Match**  
 Directions: Students will use the color code to place manipulatives on the pictures that show the same number.  
 Tips & Tricks: Practice fine motor skills by having students use tweezers to place the objects on the activity mat.

**Combining Sets**  
 How to Prep: Print out activity mats, laminate, and gather different colored manipulatives (cubes, buttons, pompoms, etc.).  
 Directions: Students will combine the sets and use the color code to place manipulatives on the spaces that show the same number.  
 Tips & Tricks: To extend this activity, have students write number equations to show how they combined each set. Ex: 2+3=5

**Solve and Cover**  
 Combining  
 6 7 8 9

**Word to Picture Match**  
 How to Prep: Print out activity mats, laminate, and gather different colored manipulatives (cubes, buttons, pompoms, etc.).  
 Directions: Students will place manipulatives of the same color on the word and picture that matches.  
 Tips & Tricks: Practice fine motor skills by having students use tweezers to place the objects on the activity mat.

**CVC Word Match-Up**  
 Directions: Read the word in each box. Place a cube of the same color on the word and the picture that matches.  
 You will need:

**I Can...**  
 Solve and Combine

**Roll and Cover**  
 How to Prep: Print out game mat, gather different colored manipulatives (cubes, buttons, pompoms, etc.) and dice.  
 Directions: Students will roll the dice and use the number code to choose an L-Blend. Cover the picture that begins with that blend.  
 Tips & Tricks: Practice fine motor skills by having students use tweezers to place the objects on the game mat.

**I Can...**  
 Roll and Cover

**I Can...**  
 1. Roll the dice to choose an L-Blend.  
 2. Cover a picture that begins with that blend.

**Addition Bump**  
 You need 10 game pieces to play. Spin the spinner to choose a teen number. Then, use a game piece to cover a square that has a sum that matches. If another player has a game piece on that space, you can bump them off! If you have a game piece on that space, you can add another on top to "bump" your position and your piece cannot be bumped off. First player to use all their game pieces wins.

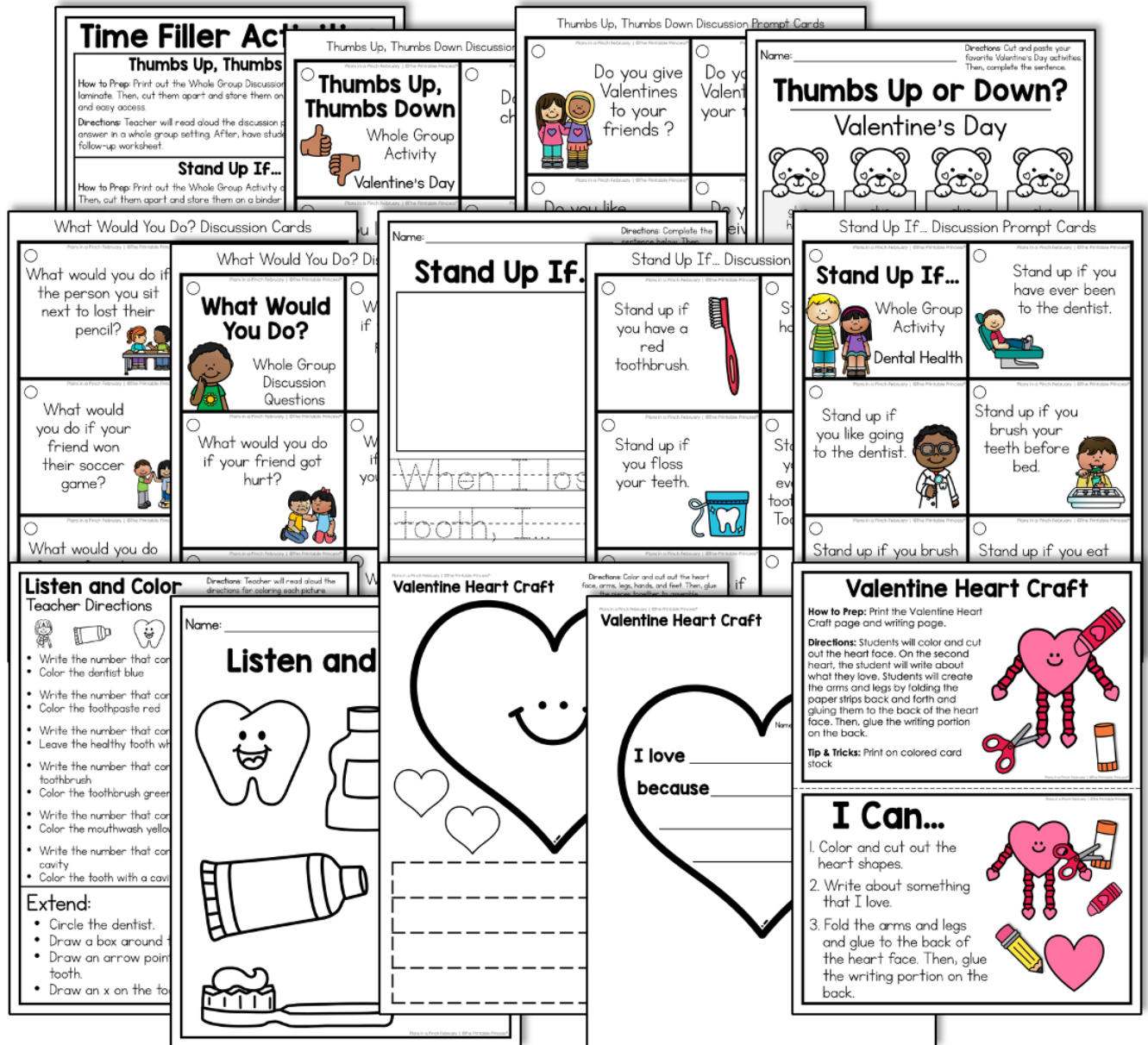
**Addition Bump**  
 12  
 16



- ✓ Literacy and math no prep activity mats
- ✓ Multiple versions of each mat make them perfect for centers
- ✓ Also great for morning bins or early finishers
- ✓ Includes guest teacher friendly direction cards
- ✓ "I Can" visual directions for students

# What's included?

# TIME FILLER ACTIVITIES



- ✓ Discussion games with optional worksheets
- ✓ Simple listen and color, cut and paste, and drawing activities
- ✓ Includes a Valentine's Day heart craft
- ✓ Use them as part of your sub plans or as needed throughout the month of February

# Check out the

# PLANS IN PINCH BUNDLE



"This has been such a great, low prep resource to use for subs! It also aligns very well with what we are doing each month!"-Amanda N.

Click the picture below to check out the entire Plans in a Pinch bundle with 9 no prep resources that can be used throughout the year.



**CLICK HERE**  
to see the entire bundle!