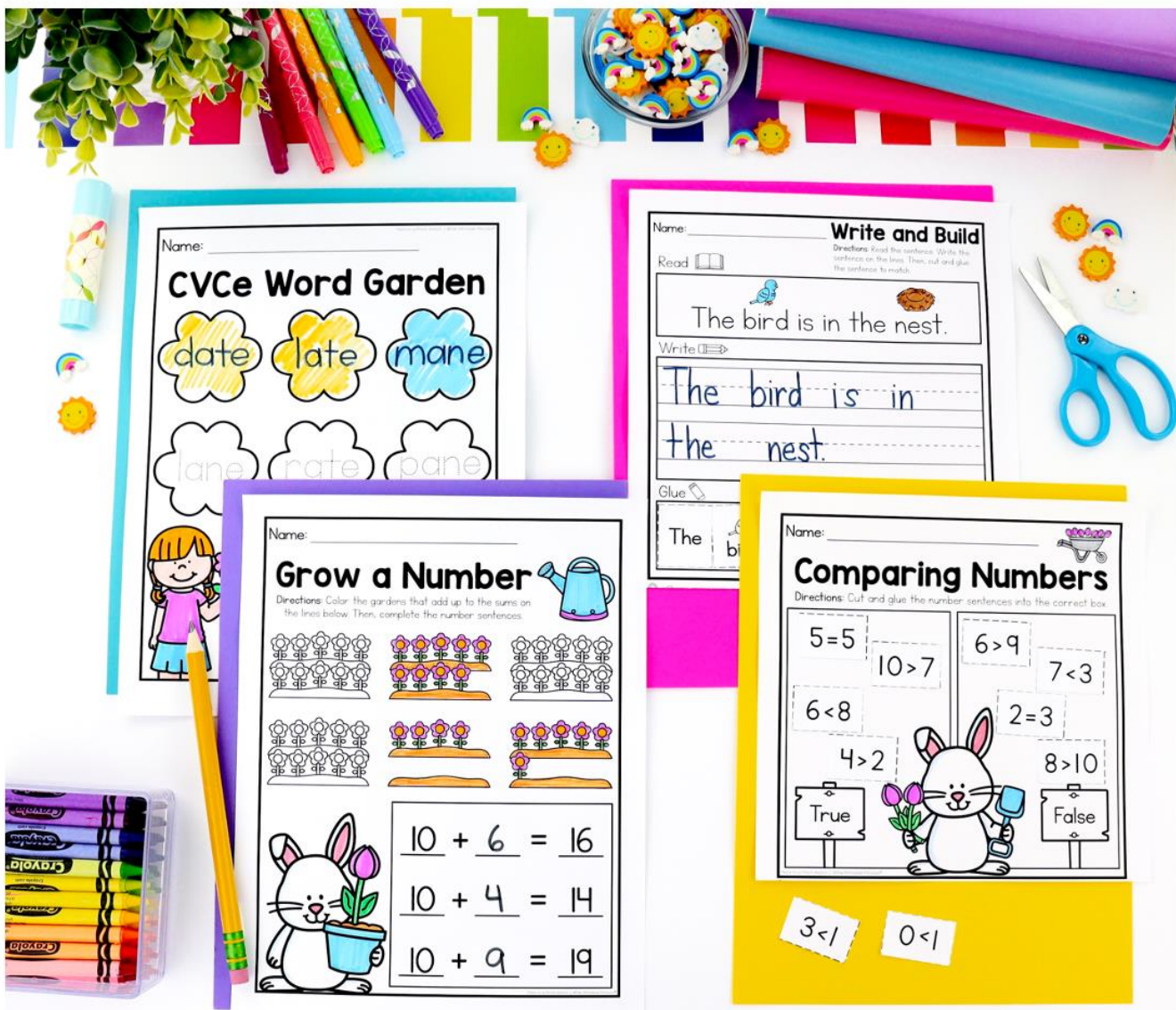


PLANS IN A PINCH

MADE FOR KINDERGARTEN



150+ print and go pages to take the stress out of last minute planning

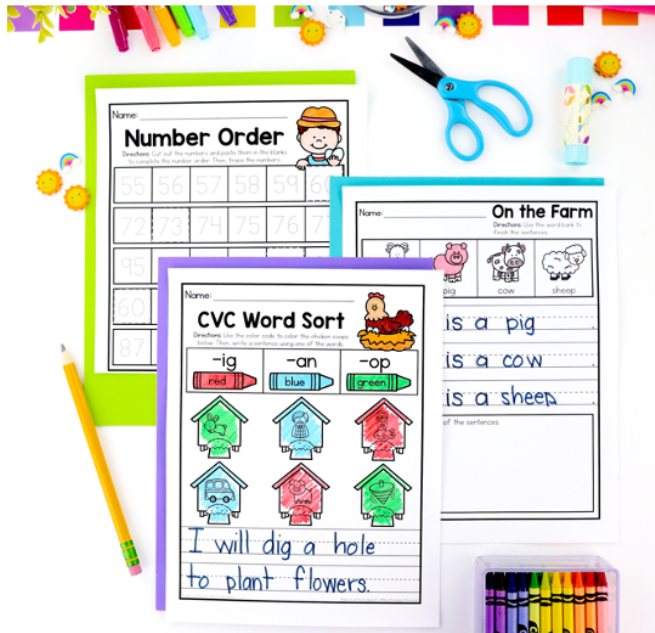
Includes literacy, math, writing, science, social studies and time filler activities

No-prep math and literacy activity mats can be used for centers & early finishers

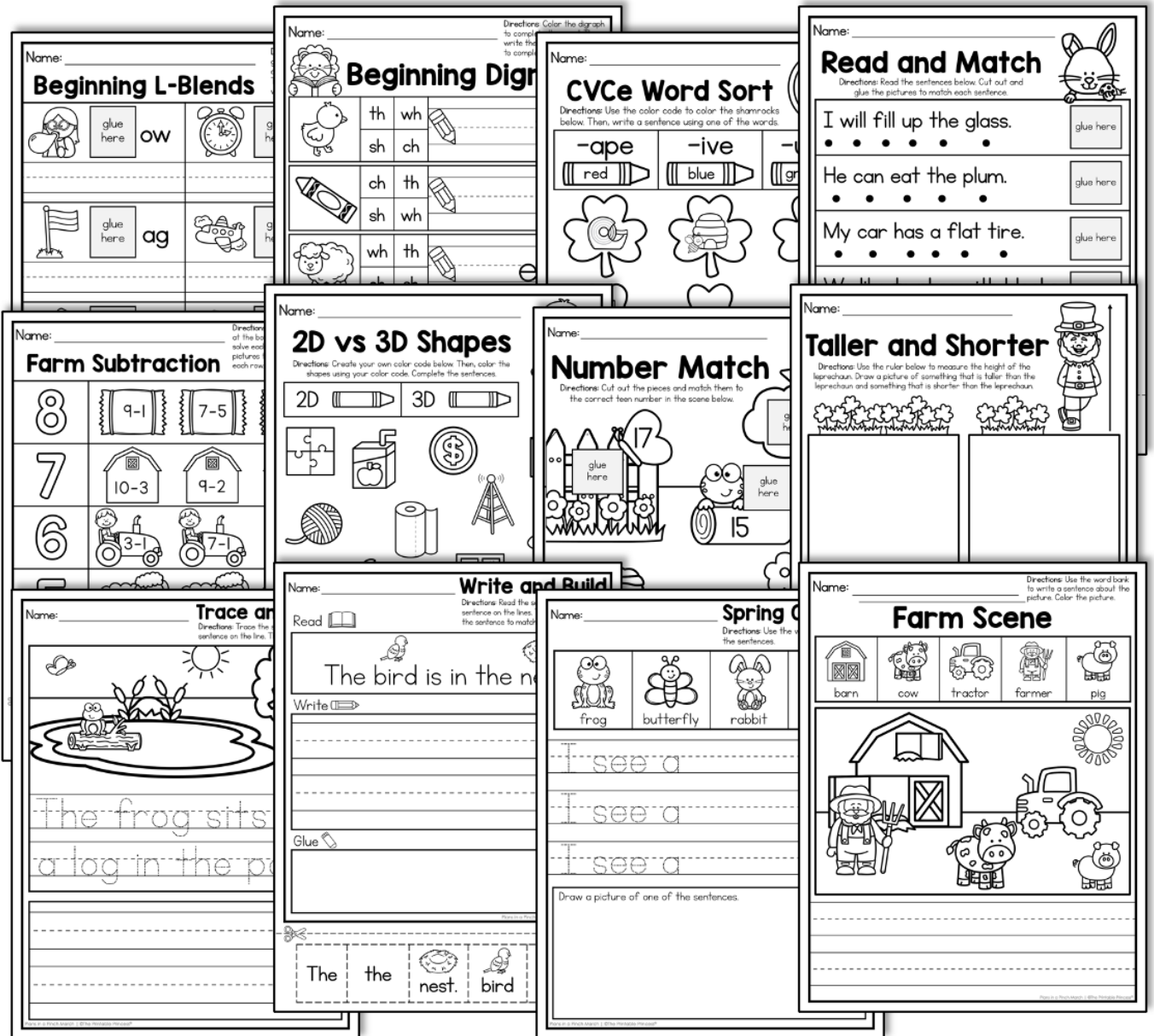
Quick prep activities make this perfect to use when preparing for a substitute teacher

What's included?

NO-PREP PAGES



- ✓ Literacy pages to practice word families, blends, digraphs, CVCe words and reading sentences
- ✓ Math pages to practice addition & subtraction, measurement and shapes
- ✓ Simple writing pages to practice copying, building, and completing sentences



What's included?

SCIENCE & SOCIAL STUDIES

Pocket Chart Sort

How to Prep: Print out cards and laminate for durability. Cut the cards apart. This activity can be completed with or without a pocket chart.







Directions: Students will sort the picture cards by things that are living and things that are non-living.

Tips & Tricks: Have students create additional cards to sort into the category with a picture.

Living vs. Non-Living

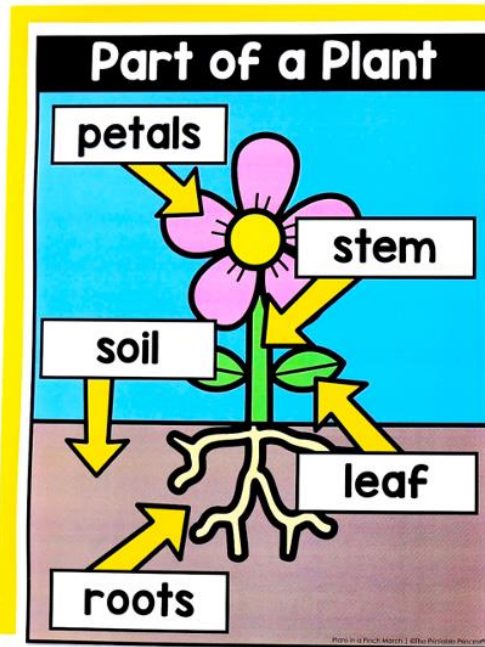
Name: _____





Directions: Cut out the pictures and glue them in the correct box.





 flowers	 butterfly
 tree	 frog
 rabbit	 worm

I Can

- Identify if an item is living or non-living.
- Place the item in the correct category.



 star	 pill	 cactus	 train
---	---	---	--

	Living	 bush
	Non-Living	 lamp

- ✓ Focuses on parts of plants, plant needs and living and nonliving things
- ✓ Pocket chart sorting activity, booklets and independent practice page
- ✓ Teacher directions card
- ✓ "I can" visual directions card for students

What's included?

ACTIVITY MATS

Word Family Match

How to Prep: Print the activity mats. Students will need manipulatives such as plastic cubes or mini erasers.

Directions: Students will read each word. They will cover the word used the word family color code.

Tips & Tricks: Practice fine motor skills by having students use tweezers to place the objects on the activity mat.

Word Family Match-Up

-am	-un	-ip	-ed
ham	bun	dip	
bed	hip	fed	

I Can...

- Get 10 of the same color game pieces.
- Spin the spinner to choose a difference.
- Cover a number sentence with that difference.
- Keep playing until all game pieces are used.

Subtraction Bump

You need 10 game pieces to play Spin the spinner to choose a difference. Then use a game piece to cover a square that has a number that matches. If another player has a game piece on that space, you can bump them off. If you have a game piece on that space, you can add another on top to "bump" your position and your piece cannot be bumped off. First player to use all their game pieces wins.

8-8	9-8	7-5	1-1
4-2	10-7	7-4	3-1

Spin and Cover

How to Prep: Print the activity mats. Students will need a spinner and manipulatives such as plastic cubes or mini erasers.

Directions: Students will spin the spinners to create a number sentence. They will cover a box with a number that makes the number sentence true.

Tips & Tricks: Practice fine motor skills by having students use tweezers to place the objects on the game mat.

Spin and Solve

Comparing Numbers

greater than < less than
= spin again

5	10	3
---	----	---

Odd Word Out

How to Prep: Print the activity mats. Students will need manipulatives such as plastic cubes or mini erasers.

Directions: Students will place manipulatives on the pictures that do not start with the blend or digraph at the beginning of each row.

Tips & Tricks:

- Picture names are at the bottom of each mat.
- Have students write the words they cover on a dry-erase board or a piece of paper.

Odd Word Out

Directions: Say the blend at the beginning of each row. Cover the pictures that do not belong.

You can use:

bl-				
cl-				

I Can... I Spy CVCe Words

How to Prep: Print the activity mats. Students will need manipulatives such as plastic cubes or mini erasers.

Directions: Students will read each word. Then, they will use manipulatives to cover the words with the target long vowel sound.

Tips & Tricks: Have students use each word in a sentence.

I Spy CVCe Words

here	kit	leg
web	sphere	pod
cake	pen	net
eve	hat	scene
tube	these	red

Directions: Read the words. Cover the words with the long vowel sound.

Solve and Cover

How to Prep: Print the activity mats. Students will need red, orange, yellow, green, and blue manipulatives.

Directions: Students will use the ten frame to solve each equation. Then, they will use the color code to place the correct color to show the sum.

Tips & Tricks: Students can use manipulatives such as mini erasers or a dry eraser marker on the ten frame.

Solve and Cover

Subtraction within 10

Color Code:

6	7	8
9	10	

9-3	10-3	9-1	10-4
10-2	10-0	7-1	8-1
9-2	10-1	7-0	9-0

Directions: Use the ten frame to solve the subtraction sentence. Cover the flowers using the color code.

I Can...

- Identify the target long vowel sound.
- Read each word.
- Cover the pictures with the target long vowel sound.

I Can...

- Use the ten frame to solve each equation.
- Cover each space using the color code.



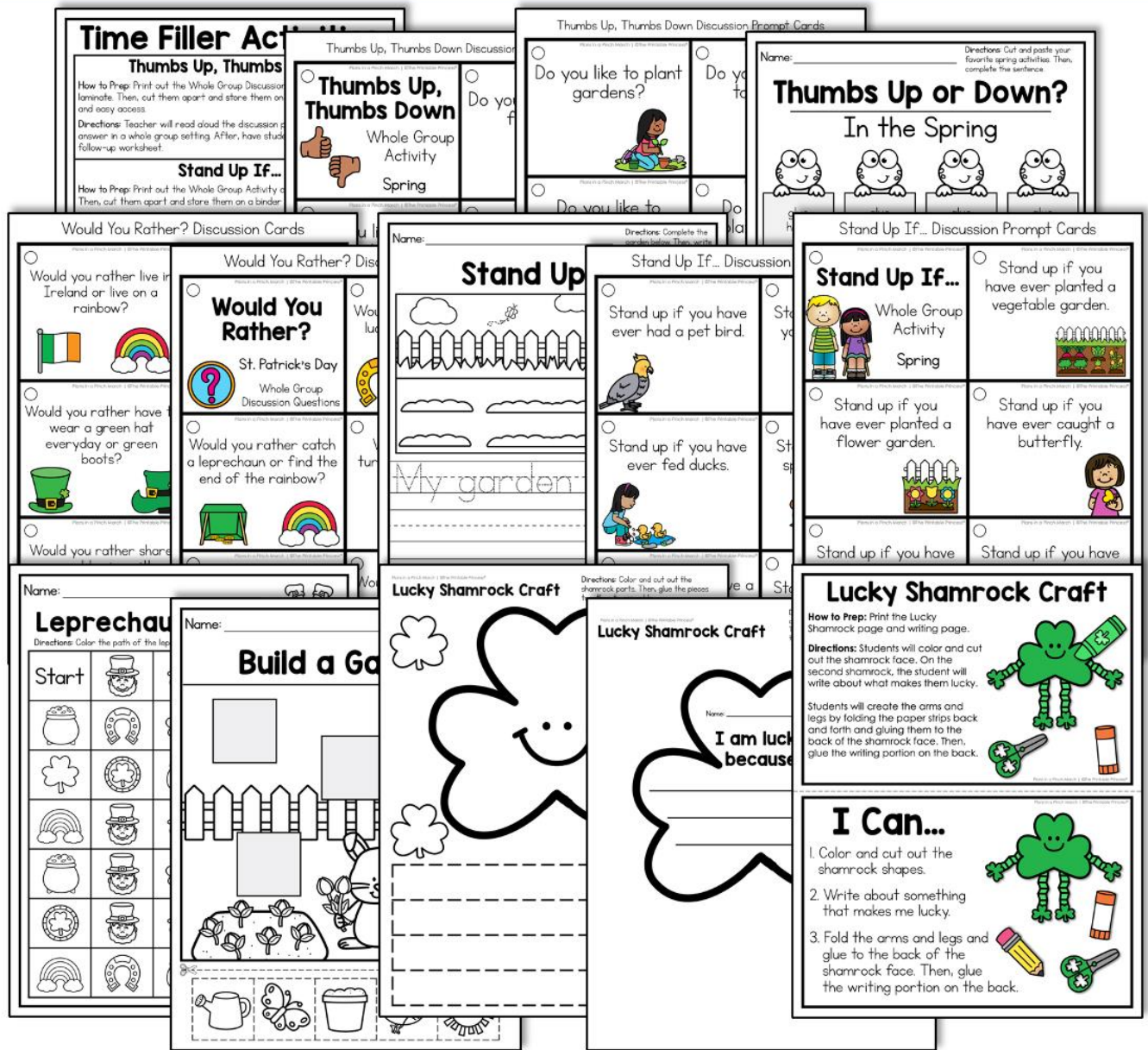
- ✓ Literacy and math no prep activity mats
- ✓ Multiple versions of each mat make them perfect for centers
- ✓ Also great for morning bins or early finishers
- ✓ Includes guest teacher friendly direction cards
- ✓ "I Can" visual directions for students

What's included?

TIME FILLER ACTIVITIES



- ✓ Discussion games with optional worksheets
- ✓ Simple listen and color, cut and paste, and drawing activities
- ✓ Includes a St. Patrick's Day shamrock craft
- ✓ Use them as part of your sub plans or as needed throughout the month of March



Check out the

PLANS IN PINCH BUNDLE



"This bundle has been a life saver and has been so helpful when leaving sub plans. I now feel super organized when leaving sub plans."

-Jennifer B.

Click the picture below to check out the entire Plans in a Pinch bundle with 9 no prep resources that can be used throughout the year.

Write and Build
Name: _____
Read Directions: Read the sentence. Write the sentence on the lines. Then, cut and glue the sentence to match.
The bird is in the nest.
Write The bird is in the nest.
Glue The bird is in the nest.

Comparing Numbers
Name: _____
Directions: Cut and glue the number sentences into the correct box.
 $5=5$ $10>7$ $6>9$ $7<3$
 $6<8$ $2=3$
 $4>2$ $8>10$
 True False
 $3<1$ $0<1$

I Can...
1. Combine each set of objects or numbers to determine how many.
2. Use to compare.

Solve and Cover Combining Sets
6 7 8 9 10

Odd Word Out
Directions: Say the name of the beginning of the row and the name of each picture.
-ad -en -it -op -ug

CLICK HERE
to see the entire bundle!