

# I CAN WRITE

# ALPHABET SENTENCES

26 simple print and go pages for each letter of the alphabet

Includes two formats for each letter: trace or complete the sentences

Practice beginning sounds, sight words and early writing skills

Great to use as a handwriting activity or as homework



# What's included?

# TRACE THE SENTENCES



- Trace the uppercase and lowercase letters using crayons or markers.
- Trace the complete sentence.
- Each sentence includes words that begin with the target letter from the picture word bank.



# What's included?

# COMPLETE THE SENTENCE

Alphabet Sentences

Name: \_\_\_\_\_

Directions: Trace the word bank to finish the sentence.

**M**    
 mouse milk



We see the \_\_\_\_\_

---

Alphabet Sentences

Name: \_\_\_\_\_

Directions: Trace the word bank to finish the sentence.

**N**    
 ninja notepad



I see the \_\_\_\_\_

---

Alphabet Sentences

Name: \_\_\_\_\_

Directions: Trace the word bank to finish the sentence.

**O**    
 octopus otter



\_\_\_\_\_ is an \_\_\_\_\_

---

Alphabet Sentences

Name: \_\_\_\_\_

Directions: Trace the letter P. Use the word bank to finish the sentences.

**P**    
 pie pencil



She has a \_\_\_\_\_

---

Alphabet Sentences

Name: \_\_\_\_\_

Directions: Trace the letter P. Use the word bank to finish the sentences.

**P**    
 pretzel peanut



\_\_\_\_\_

---

Alphabet Sentences

Name: \_\_\_\_\_

Directions: Trace the letter Q. Use the word bank to finish the sentence.

**Q**    
 quarter quilt



I look at my \_\_\_\_\_

---

Alphabet Sentences

Name: \_\_\_\_\_

Directions: Trace the letter R. Use the word bank to finish the sentence.

**R**    
 rocket raccoon



You have a \_\_\_\_\_

---

Alphabet Sentences

Name: \_\_\_\_\_

Directions: Trace the letter S. Use the word bank to finish the sentence.

**S**    
 snake spider



\_\_\_\_\_

---

Alphabet Sentences

Name: \_\_\_\_\_

Directions: Trace the letter T. Use the word bank to finish the sentences.

**T**    
 taco tiger



She saw a \_\_\_\_\_

---

Alphabet Sentences

Name: \_\_\_\_\_

Directions: Trace the letter T. Use the word bank to finish the sentences.

**T**    
 tornado tent



\_\_\_\_\_

---

Alphabet Sentences

Name: \_\_\_\_\_

Directions: Trace the letter U. Use the word bank to finish the sentence.

**U**    
 under upstairs



I can go \_\_\_\_\_

---

Alphabet Sentences

Name: \_\_\_\_\_

Directions: Trace the letter V. Use the word bank to finish the sentence.

**V**    
 vest volcano



Look at the \_\_\_\_\_

---

Alphabet Sentences

Name: \_\_\_\_\_

Directions: Trace the letter W. Use the word bank to finish the sentence.

**W**    
 watch web



He sees a \_\_\_\_\_

---

Alphabet Sentences

Name: \_\_\_\_\_

Directions: Trace the letter X. Use the word bank to finish the sentences.

**X**    
 box fox



This is a \_\_\_\_\_

---

Alphabet Sentences

Name: \_\_\_\_\_

Directions: Trace the letter X. Use the word bank to finish the sentences.

**X**    
 taxi six

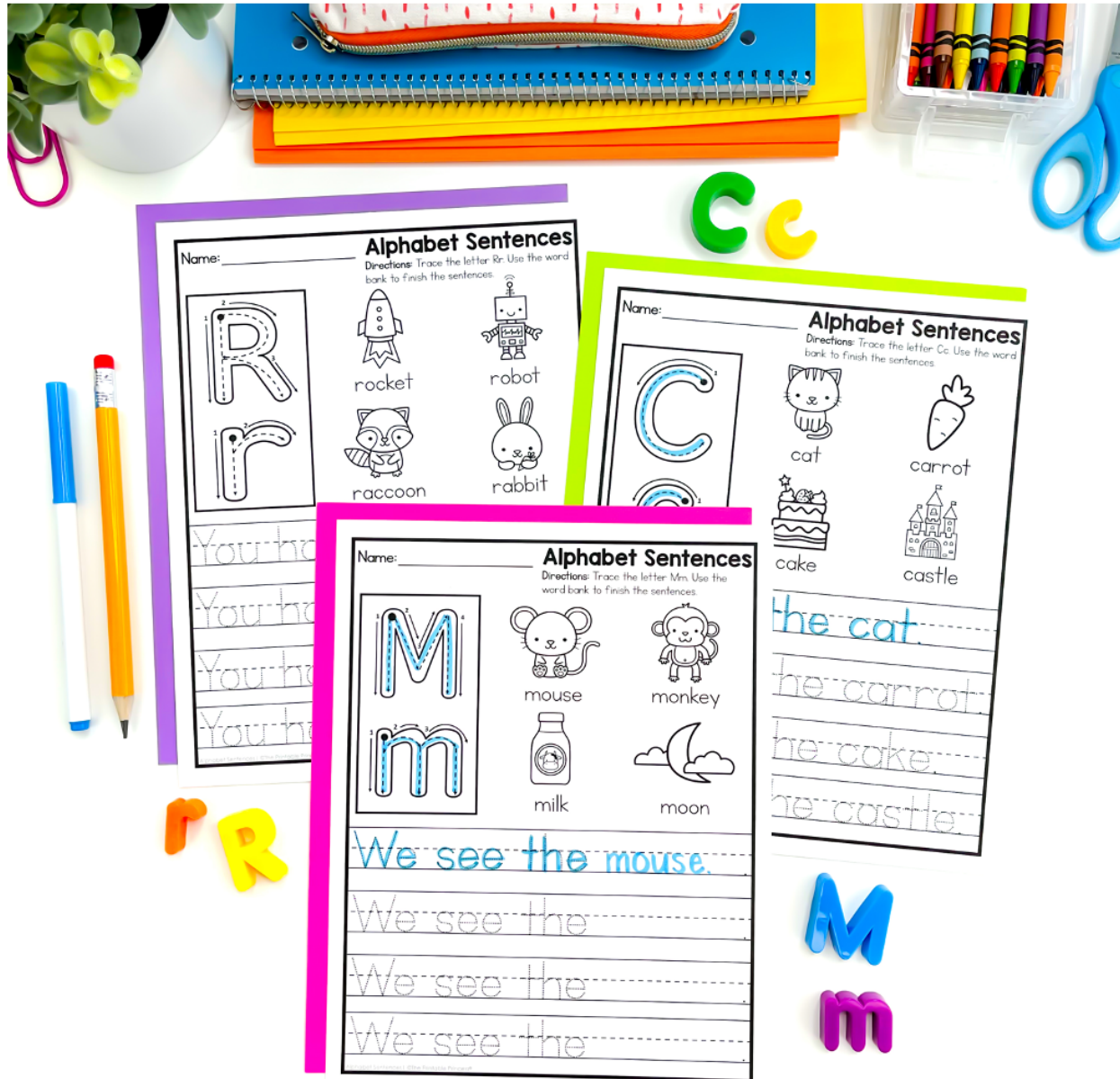
This is a \_\_\_\_\_



- Students will trace the target letters and sentence starters.
- They will complete each sentence with a word from the picture word bank.
- Make the activity reusable by sliding it into a page protector and using a dry erase marker.

Check out these

# TEACHER REVIEWS



“I liked how you have the option of having students just trace the sentences or trace part of it. This is a great way to differentiate instruction and a great way to get extra practice in.” -Raman K.

“Love this resource! Two versions for different scaffolding, cute visuals, and useful sight words incorporated. Thank you!” -S H.

“This is so awesome. I started using it this week. I have students who are at different levels so this was great.” -Lenora M.