

GRAB AND GO

MADE FOR KINDERGARTEN



80 print and go pages made to complement your curriculum




Name: _____

Skip and Stan

Skip is a big snake. Stan is a small snail. Skip and Stan like to swim. It

Directions: Read the story. Color in a star each time you read it. Circle the words with S-blends. Then, answer the questions below.



tan?



dog

3. What do they do?



hit



swim




run

Name: _____

Count and Graph


Directions: Count and graph the objects. Then, answer the questions using the data.



Write the number of each object.

★ 3 🐟 3

🍷 5 🐚 4



Which has the most? ★ 🍷 🐟 🐚

Which has the least? ★ 🍷 🐟 🐚

Which ones are equal? ★ 🍷 🐟 🐚



Includes themes such as: summer, ocean, seashells, watermelon & ice cream

Literacy skills include comprehension, nouns, verbs, CVC and CVCe words, blends & digraphs

Math skills include addition and subtraction, numbers to 100, graphing, measurement & shapes

What's included?

MAY / JUNE THEMES

Missing Numbers
 Name: _____
 Directions: Cut and glue the missing numbers.

66	glue here	68	69	glue here	71
48	49	glue here			
glue here	80	81			

Scooping CVC Sentences
 Name: _____
 Directions: Circle a CVC word in an ice cream cone picture. Write a sentence using that word. Then, match the picture to the sentence by coloring the ice cream cone and the cone the same color.

Sandy Subtract
 Name: _____
 Directions: Use the number line to solve the equations. Write the differences on the lines.

8-2=	9-1=	8-5=	9-8=
5-5=	6-2=	9-4=	8-4=
3-2=	7-4=	4-0=	7-3=
6-3=	9-0=	6-4=	7-5=
4-3=	9-2=	4-2=	

← 0 1 2 3 4 5 6 7 8 9 10 →



Ocean Ordinals
 Name: _____
 Directions: Cut and glue the pieces to match the ocean animals' position in the line below.

	3 rd		5 th		1 st
6 th		2 nd			

Summer Sentence Scramble
 Name: _____
 Directions: Read and write the sentence. Then, cut and glue the sentence in the correct order. Lastly, color the picture.

Read It:
 We will go to the park.

Write It:
 We will go to the park.

Build It:
 We will go to the park.



- ✓ Summer
- ✓ Ocean
- ✓ Seashells
- ✓ Watermelon
- ✓ Ice cream

What's included?

40 MATH PAGES

Odd Number Out
Directions: Color the number that does not belong in each box.

Comparing Numbers
Directions: Compare the numbers in each box using >, <, or =.

Ordinal Number
Directions: Cut and glue the pictures into the correct groups.

Parrot Compare
Directions: Cut and glue the numbers into the correct groups.

Building Teen Numbers
Directions: Cut and glue the base ten blocks to build the teen numbers.

Teen Number Maze
Directions: Color the boxes from number 10-14 to lead the boy to the surf shop.

Watermelon Counting On
Directions: Start at the teen number and count on using the watermelon seeds.

Summer Code
Directions: Use the key below to solve the equations.

Sandy Subtract
Directions: Use the number line to solve the equations. Write the differences on the lines.

Summertime Sums
Directions: Draw pictures to solve the word problems. Write the equations on the lines.

Soft Serve Subtraction
Directions: Draw a picture and use the number line to solve. Then, write an equation.

Summer Scales
Directions: Cut and glue the pictures to make the scales accurate.

Sandy Shapes
Directions: Cut and glue the pictures into the correct groups.

Ocean Ordinals
Directions: Cut and glue the pictures into the correct groups.

Watermelon Addition
Directions: Draw pictures to solve the word problems. Write the equations on the lines.

Sunny Subtraction
Directions: Draw pictures to solve the word problems. Write the equations on the lines.

Count and Graph
Directions: Count and graph the objects. Then, draw the equations using the dots.

- ✓ Teen numbers
- ✓ Comparing numbers
- ✓ Addition
- ✓ Subtraction
- ✓ Measurement
- ✓ Graphing

What's included?

40 LITERACY PAGES

The image displays a collection of 40 literacy worksheets for children, arranged in a collage. The worksheets include various activities such as:

- Change the Sound:** A worksheet where students read a word, cross out a letter, and write a new word.
- CVC Read and Rhyme:** A worksheet where students read CVC words and identify rhyming words.
- Short Vowel Sort:** A worksheet where students sort words by their short vowels (a, e, i, o, u).
- Sand-tastic Vowel:** A worksheet where students identify and write words with specific vowels.
- CVCe Read and Rhyme:** A worksheet where students read CVCe words and identify rhyming words.
- CVCe Word:** A worksheet where students identify words with CVCe patterns.
- Long Vowel Sort:** A worksheet where students sort words by their long vowels (a, e, i).
- CVCe Treasure Map:** A worksheet where students use a treasure map to find words with CVCe patterns.
- Summer Sentence Scramble:** A worksheet where students unscramble sentences about summer.
- Silly Sea Words:** A worksheet where students identify real and nonsense words related to the sea.
- Skip and Stan:** A comprehension worksheet about a snake and a snail.
- Where's the Digraph:** A worksheet where students find digraphs in various words.
- Digging for Digraphs:** A worksheet where students dig for digraphs in a garden.
- Sentence Match Up:** A worksheet where students match sentences to pictures.
- Seashell Nouns:** A worksheet where students identify nouns in seashell pictures.
- Mystery Blend:** A worksheet where students identify words with mystery blends.

- ✓ CVC words
- ✓ CVCe words
- ✓ Beginning blends
- ✓ Digraphs
- ✓ Simple sentences
- ✓ Comprehension

Check out the

GRAB AND GO BUNDLE



"I love these extra practice pages. They are great to have on hand for when you need a little extra review or when you have a sub." -Christina F.




Click the picture below to check out the entire Grab and Go bundle that will grow to include 9 no prep resources that can be used throughout the year.



Name: _____

Sunny Subtraction

Directions: Draw pictures to solve the word problems. Write the equations on the lines.

There were 5 sharks. 3 sharks swam away. How many sharks are left? $5 - 3 = 2$		There were 7 ice pops. 4 of the ice pops melted. How many ice pops are left? $7 - 4 = 3$	
The girl had 4 beach balls. 3 of the beach balls blew away. How many beach balls are left? $4 - 3 = 1$			

Name: _____

Directions: Color code the starfish at the bottom. Then, color the pictures with the same beginning digraph.

Diving for Digraphs



CLICK HERE
to see the entire bundle