

# SIGHT WORD


# SCRAMBLE ACTIVITY

Pre-primer, primer  
and first grade  
sight words

Includes 2  
editable pages

Add your own  
sight words

Practice spelling  
and handwriting















Name: \_\_\_\_\_

### Sight Word Scramble

Directions: Unscramble the words below.  
Write them correctly on the line.

#### Word Bank

~~run~~ ~~big~~ away here ~~in~~ ~~make~~ yellow three

 ni	 igb
 in	 big
 nur	 akem
 run	 make
 lowyel	 reeh
 ywaa	 rhtee

Pre-Primer Sight Word List

©The Printable Princess®











# What's included?

# PRE-PRIMER WORD LIST

Name: \_\_\_\_\_

**Sight Word Scramble**  
Directions: Unscramble the words below.  
Write them correctly on the line.









**Word Bank**  
and the play where down find blue not

 lypa	 reehw
 dinf	 dna
 uleb	 dnwo
 eht	 ont

Name: \_\_\_\_\_

**Sight Word Scramble**  
Directions: Unscramble the words below.  
Write them correctly on the line.









**Word Bank**  
big away here in make yellow three

 ni	 igb
 nur	 akem
 lowyel	 reeh
 ywaa	 rhtee

Name: \_\_\_\_\_

**Sight Word Scramble**  
Directions: Unscramble the words below.  
Write them correctly on the line.









**Word Bank**  
e funny go said two me little and

 asid	 otw
 dna	 itltel
 omce	 og
 em	 ynfnu

Name: \_\_\_\_\_

**Sight Word Scramble**  
Directions: Unscramble the words below.  
Write them correctly on the line.









**Word Bank**  
jump see is help to look come

 plhe	 ese
 olok	 mjup
 si	 nca
 moce	 ot

Name: \_\_\_\_\_

**Sight Word Scramble**  
Directions: Unscramble the words below.  
Write them correctly on the line.









**Word Bank**  
big jump three red funny play not

 ereht	 nnyuf
 der	 pujm
 yalp	 gbi
 tno	 waay

Name: \_\_\_\_\_

**Sight Word Scramble**  
Directions: Unscramble the words below.  
Write them correctly on the line.









**Word Bank**  
blue can down little two one you help

 eon	 leph
 ouy	 wndo
 wto	 ilttel
 cna	 uble

Name: \_\_\_\_\_

**Sight Word Scramble**  
Directions: Unscramble the words below.  
Write them correctly on the line.









**Word Bank**  
my we up for red it one you

 ym	 ti
 ofr	 noe
 ew	 pu
 dre	 uyo

Name: \_\_\_\_\_

**Sight Word Scramble**  
Directions: Unscramble the words below.  
Write them correctly on the line.

**Word Bank**  
go in said we my run and where

 ym	 isda
 urn	 og
 nad	 reehw
 ni	 ew

On each page, students will use the word bank to help them unscramble the target sight word. Then, they will write it correctly on the line.

What's included?

# PRIMER WORD LIST

Sample pages of the Sight Word Scramble resource. Each page includes a name field, a word bank, and a grid of words to be unscrambled. The words are presented in a grid with a cartoon character (a reindeer or a unicorn) next to each word. The words are: **all brown did saw went please soon on** (reindeer); **must they out pretty ate black do** (reindeer); **into like that no came ride get** (reindeer); **four good have she with under too** (reindeer); **say there this want white he at** (reindeer); **was did well must will ride what she** (unicorn); **all well four he like pretty soon with** (unicorn); **but came no please this who have they** (unicorn).

This resource includes 9 pages of pre-primer words, 13 pages of primer words and 9 pages of 1<sup>st</sup> grade words. Students can practice a variety of sight words in a unique and engaging way.









What's included?

# 1ST GRADE WORD LIST

Name: \_\_\_\_\_

**Sight Word Scramble**  
Directions: Unscramble the words below.  
Write them correctly on the line.









**Word Bank**  
after walk as take every his know may

 veery	 eatk
 shi	 sa
 wnko	 klwa
 yma	 trefa

Name: \_\_\_\_\_

**Sight Word Scramble**  
Directions: Unscramble the words below.  
Write them correctly on the line.









**Word Bank**  
ner again any how stop could them

 yna	 owh
 giaan	 ptso
 hre	 oldcu
 tpu	 mhte

Name: \_\_\_\_\_

**Sight Word Scramble**  
Directions: Unscramble the words below.  
Write them correctly on the line.









**Word Bank**  
has live over fly old were open

 ielv	 vore
 sha	 ylf
 na	 ldo
 peno	 eewr

Name: \_\_\_\_\_

**Sight Word Scramble**  
Directions: Unscramble the words below.  
Write them correctly on the line.









**Word Bank**  
ust round by him stop from let

 tel	 sak
 rfmo	 sjut
 opts	 dnruo
 mhi	 yb

Name: \_\_\_\_\_

**Sight Word Scramble**  
Directions: Unscramble the words below.  
Write them correctly on the line.









**Word Bank**  
give of thank had going once then

 hnwe	 dha
 vieg	 ggnoi
 fo	 noec
 htnka	 hnte

Name: \_\_\_\_\_

**Sight Word Scramble**  
Directions: Unscramble the words below.  
Write them correctly on the line.









**Word Bank**  
after fly every an may how thank when

 na	 eeryv
 yma	 ylf
 ohw	 ftrae
 khtna	 nehv

Name: \_\_\_\_\_

**Sight Word Scramble**  
Directions: Unscramble the words below.  
Write them correctly on the line.









**Word Bank**  
as give live just again him over think

 hntki	 sa
 vore	 gvie
 mhi	 aagin
 tujs	 viel

Name: \_\_\_\_\_

**Sight Word Scramble**  
Directions: Unscramble the words below.  
Write them correctly on the line.

**Word Bank**  
ask walk could from her old round them

 htme	 mrfo
 ksa	 klwa
 yan	 lod
 luocd	 onurd









This resource will work with any sight word list! It includes 2 editable pages. Simply type your chosen words into the editable file and print!

Teacher tips...

# IDEAS FOR USING

Name: \_\_\_\_\_ **Sight Word Scramble**  
Directions: Unscramble the words below.  
Write them correctly on the line.

**Word Bank**  
my we up for red it one you

 ym	 ti
 ofr	 noe
 ew	 pu
 dre	 uyo

Pre-Primer Sight Word List ©The Printable Princess

These activities are great for small group practice, morning work, or practice at home.

Students will only need a pencil, colored pencils or markers to unscramble the words.

To use them as a literacy station, slip the pages in a sheet protector. Students can use a dry erase marker to complete the page. It can then be reused again and again by each student who goes to that center!