

ROLL AND SPELL

Made for
Kindergarten

No prep, just
print and teach

CVC, CVCe,
digraphs & blends

Includes 28
activity pages



















Use as a game
or individually!



Name: _____

Roll and Spell: CVC

Directions: Roll the dot cube. Write the CVC word.
Continue playing until all the spaces are filled.

<p>-ag words</p>  bag  rag 	<p>-ad words</p>  sad  	 -am
<p>-at words</p>  bat  	<p>-am words</p>  jam  ram  ham	 -ag
		 your choice
		 -ad
		 -at
		 roll again



















What's included?

CVC WORDS

Name: _____













Roll and Spell: CVC

Directions: Roll the dot cube. Write the CVC word. Continue playing until all the spaces are filled.

-ag words   	-ad words   	 -am  -ag  your choice
-at words   	-am words   	 -ad  -at  roll again













Roll and Spell: CVC

Directions: Roll the dot cube. Write the CVC word. Continue playing until all the spaces are filled.

-at words   	 -ap  -an  your choice
-ab words   	 -ab  -at  roll again













Roll and Spell: CVC

Directions: Roll the dot cube. Write the CVC word. Continue playing until all the spaces are filled.

-ed words   	 -et  -en  your choice
-eg words   	 -eg  -ed  roll again

Roll and Spell: CVC



















Directions: Roll the dot cube. Write the CVC word. Continue playing until all the spaces are filled.

-ip words   	 -ix  -it  your choice
-it words   	 -ip  -ig  roll again

Name: _____







Roll and Spell: CVC

Directions: Roll the dot cube. Write the CVC word. Continue playing until all the spaces are filled.

-ug words   	-un words   	 -un  -ut  your choice
-ut words   	-ub words   	 -ub  -ug  roll again







Roll and Spell: CVC

Directions: Roll the dot cube. Write the CVC word. Continue playing until all the spaces are filled.

ords	 -ot  -at  your choice
ords	 -it  -et  roll again

Roll and Spell: CVC

Directions: Roll the dot cube. Write the CVC word. Continue playing until all the spaces are filled.

ords	 -ed  -en  your choice
ords	 -id  -in  roll again

Includes 10 pages of CVC activities. You can choose to focus on a single medial sound or choose an activity with mixed vowels.



















What's included?

CVCe WORDS

Name: _____

Roll and Spell: CVCe













Directions: Roll the dot cube. Write the CVCe word. Continue playing until all the spaces are filled.

-ace words   	-age words   	 -ace  -age  your choice
-ake words   	-ale words   	 -ake  -ale  roll again

Name: _____

Roll and Spell: CVCe













Directions: Roll the dot cube. Write the CVCe word. Continue playing until all the spaces are filled.

-e words _____	-ane words   	 -ave  ate  your choice
-e words _____	-ave words   	 -ame  -ane  roll again

Name: _____

Roll and Spell: CVCe



















Directions: Roll the dot cube. Write the CVCe word. Continue playing until all the spaces are filled.

-e words _____	-ide words   	 -ike  -ide  your choice
-e words _____	-ile words   	 -ice  -ile  roll again

Name: _____

Roll and Spell: CVCe











Directions: Roll the dot cube. Write the CVCe word. Continue playing until all the spaces are filled.

-oke words   	-one words   	 -ose  -ote  your choice
-ose words   	-ote words   	 -one  -oke  roll again

Name: _____

Roll and Spell: CVCe

Directions: Roll the dot cube. Write the CVCe word. Continue playing until all the spaces are filled.

-e words _____	-ine words 9  	 -ime  -ire  your choice
-e words _____	-ive words  5 	 -ive  -ine  roll again

There are also 5 different pages for practicing the CVCe spelling pattern in a no prep format. Simply print and use!

What's included?

BLEND & DIGRAPH

Name: _____

Roll and Spell: Digraphs

Directions: Roll the dot cube. Write the beginning digraph. Continue playing until all the spaces are filled.

ch words	sh words	wh
_____ in	_____ ed	sh
_____ ips	_____ ell	your choice
_____ op	_____ ip	ch
th words	wh words	th
_____ ink	_____ eel	roll again
_____ orn	_____ eat	
_____ ree	_____ iskers	

Name: _____

Roll and Spell: Digraphs

Directions: Roll the dot cube. Write the beginning digraph. Continue playing until all the spaces are filled.

sh words	ch
_____ oe	th
_____ op	your choice
_____ irt	sh
wh words	wh
_____ isper	roll again
_____ isk	
_____ ale	

Name: _____

Roll and Spell: Blends

Directions: Roll the dot cube. Write the beginning blend. Continue playing until all the spaces are filled.

cl words	cl
_____ am	gl
_____ ap	your choice
_____ ock	bl
gl words	fl
_____ oom	roll again
_____ obe	
_____ ove	

Name: _____

Roll and Spell: Blends

Directions: Roll the dot cube. Write the beginning blend. Continue playing until all the spaces are filled.

sl words	sl
_____ ing	pl
_____ ice	your choice
_____ ide	bl
cl words	cl
_____ othes	roll again
_____ own	
_____ ip	

Name: _____

Roll and Spell: Blends

Directions: Roll the dot cube. Write the beginning blend. Continue playing until all the spaces are filled.

fl words	gl words	gl
_____ amingo	_____ ad	sl
_____ ood	_____ ow	your choice
_____ owers	_____ ue	pl
pl words	sl words	fl
_____ ay	_____ ope	roll again
_____ iers	_____ eep	
_____ um	_____ ippers	

Name: _____

Roll and Spell: Blends

Directions: Roll the dot cube. Write the beginning blend. Continue playing until all the spaces are filled.

br words	br
_____ ack	cr
_____ own	your choice
_____ ane	dr
dr words	fr
_____ og	roll again
_____ own	
_____ uit	

Name: _____

Roll and Spell: Blends

Directions: Roll the dot cube. Write the beginning blend. Continue playing until all the spaces are filled.

pr words	pr
_____ esent	tr
_____ etzel	your choice
_____ ess	gr
fr words	fr
_____ eeze	roll again
_____ izz	
_____ og	

There are 13 pages focusing on beginning blends (s, l and r blends) and digraphs (sh, ch, wh, and th).

Teacher tips...

IDEAS FOR USING

To prepare this activity, print the pages or skills you'd like your students to practice. Students will only need dice and a pencil!



















You can also slide a page into a page protector, so students can use a dry erase marker to complete the activity.

To use as a game, each student will need their own paper. Students will take turns rolling the dot cube and filling in the spaces. The first to fill the entire page wins!

Name: _____

Roll and Spell: Blends

Directions: Roll the dot cube. Write the beginning blend. Continue playing until all the spaces are filled.

sm words	sk words	 sk
 _____ ash	 _____ ate	 sm
 _____ oke	 _____ etch	 your choice
 _____ ile	 _____ i	 sn
sp words	sn words	 sp
 _____ orts	 _____ eaker	 roll again
 _____ y	 _____ ake	
 _____ oon	 _____ orkel	

©The Printable Princess