

SIGHT WORD SPOT

INCLUDES AN EDITABLE PAGE



130+ low-prep pages for practicing sight word recognition

Students will search for pre-primer, primer and 1st grade words

Includes an editable template so you can add your own words

Perfect for centers, small group practice or morning work

What's included?


PRE-PRIMER WORDS

Name: _____

Sight Word Spot

Directions: Dab, color, or cover the spaces that show the sight word.

a	away	blue	a	run	a	a	I
not	big	a	where	a	is	go	a
a	can	a	a	the			
for	a	I	and	a			




Name: _____

Sight Word Spot

Directions: Dab, color, or cover the spaces that show the sight word.

can	little	is	it	can
down	can	can	can	yellow
big	can			
come	see			




Name: _____

Sight Word Spot

Directions: Dab, color, or cover the spaces that show the sight word.

down	down	go	down	said	down	to	down
make	down	for	blue	down	down	can	down
it	a	yellow	down	big			
down	run	down	one	play			




Name: _____

Sight Word Spot

Directions: Dab, color, or cover the spaces that show the sight word.

run	a	look	yellow	run
one	run	run	away	little
play	run			
run	I			




Name: _____

Sight Word Spot

Directions: Dab, color, or cover the spaces that show the sight word.

it	jump	and	go	it	blue	away	it
make	it	we	it	is	it	in	help
the	it	it	come	it			
it	see	a	it	it			

Write the sight word on the line: _____



it


Name: _____

Sight Word Spot

Directions: Dab, color, or cover the spaces that show the sight word.

can	yellow	for	yellow	where
find	yellow	yellow	see	yellow
yellow	it			
yellow	little			

Write the sight word on the line: _____



yellow


Name: _____

Sight Word Spot

Directions: Dab, color, or cover the spaces that show the sight word.

three	funny	run	three	three
blue	three	three	help	you
three	three			
three	away			

Write the sight word on the line: _____



three



- To use, students will:
- ✓ Search for the target sight word
 - ✓ Use a dabber or crayon to color it
 - ✓ Alternatively, students can use plastic math cubes or another manipulative to cover each sight word

What's included?

PRIMER WORDS

Name: _____

Sight Word Spot

Directions: Dab, color, or cover the spaces that show the sight word.

are into all but saw all that too
 all all no all all like all am
 please all say all ate
 all there all was all




Name: _____

Sight Word Spot

Directions: Dab, color, or cover the spaces that show the sight word.

be white be they be
 brown be under be soon
 are too
 be be




Name: _____

Sight Word Spot

Directions: Dab, color, or cover the spaces that show the sight word.

be did they did did but did did
 did with did out new did went who
 ran did where did saw
 all did black did eat




Name: _____

Sight Word Spot

Directions: Dab, color, or cover the spaces that show the sight word.

where out who get get
 yes get get this must
 get she
 say get




Name: _____

Sight Word Spot

Directions: Dab, color, or cover the spaces that show the sight word.

good well good unde our good good four
 good do too good good be yes good
 good with good white what
 out good ate into good

Write the sight word on the line:



good


Name: _____

Sight Word Spot

Directions: Dab, color, or cover the spaces that show the sight word.

be out like white our
 like like am like like
 like please
 black like

Write the sight word on the line:



have



To prepare this activity:

- ✓ Print the pages you want students to use
- ✓ Laminate to use them as a center with a dry erase marker
- ✓ You can also laminate for added durability if you plan to use the pages with plastic math cubes

What's included?

1st GRADE WORDS

Name: _____ **Sight Word Spot**
Directions: Dib, color, or cover the spaces that show the sight word.

when of them when again
put how when stop when
has when over when fly
when after were when when

Name: _____ **Sight Word Spot**
Directions: Dib, color, or cover the spaces that show the sight word.

walk ask walk could walk walk were them
how walk her walk after an take walk
walk open walk walk once
walk him round has walk

Name: _____ **Sight Word Spot**
Directions: Dib, color, or cover the spaces that show the sight word.

her live think just think
think know an think as
put think going had think
think some think think think

Name: _____ **Sight Word Spot**
Directions: Dib, color, or cover the spaces that show the sight word.

then then any of had
round live then fly then
him then after then know

Name: _____ **Sight Word Spot**
Directions: Dib, color, or cover the spaces that show the sight word.

how live thank after has
could thank going thank thank
thank give thank let know
thank fly by thank thank

Name: _____ **Sight Word Spot**
Directions: Dib, color, or cover the spaces that show the sight word.

round take again take had
take old take any take
her take just take them
let of take once take

Name: _____ **Sight Word Spot**
Directions: Dib, color, or cover the spaces that show the sight word.

type type type type type type type type
type type type type type type type type
type type type type type type type type
type type type type type type type type

Write the sight word on the line:

Write the sight word on the line:

Write the sight word on the line:

Write the sight word on the line:

Write the sight word on the line:

Write the sight word on the line:

take



- To use the editable page:
- ✓ Choose a sight word for your students to focus on
 - ✓ Type the target word into some of the spaces
 - ✓ Fill the other spaces with different sight words
 - ✓ Print the edited page, and reuse the template for other words as needed