


WHAT'S MISSING?




INCLUDES 70 WORKSHEETS



Name: _____

Directions: Fill in the missing letters to complete one of the words in each box. Then, color the picture that matches and write the word on the line.

What's Missing?

 p a t h	 s h e ll	 t h o r n
_____	_____	_____
_____	_____	_____








Name: _____

Directions: Use the picture bank to help you fill in the missing letters to complete the word. Then, write the word on the line. Lastly, color the pictures.

What's Missing?

p o l e p o l e	t u b e t u b e
r a k e r a k e	f i v e f i v e
n o t e n o t e	l a k e l a k e

Picture Bank



Use these pages to practice CVC words, CVCe words, beginning blends and digraphs

Multiple formats allows for differentiation and keeps the activity fun and fresh

Save time and color ink! Pages are blackline and require no prep. Perfect for busy teachers!

Add pens, markers or stamps to make this activity extra fun for your students.



What's included?

CVC AND CVCE WORDS

What's Missing? Worksheet Preview

Name: _____

Directions: Use the picture bank to help you fill in the missing letter to complete the word. Then, write the word on the line. Lastly, color the pictures.

What's Missing?

b	s	e	n
d	m	e	d

Picture Bank: a b j a b a a

Name: _____

Directions: Use the picture bank to help you fill in the missing letter to complete the word. Then, write the word on the line. Lastly, color the pictures.

What's Missing?

m	n	e	v	t	e
l	n	e	w	v	e

Picture Bank: f i g k i t l o g c a b

Name: _____

Directions: Use the picture bank to help you fill in the missing letter to complete the word. Then, write the word on the line. Lastly, color the pictures.

What's Missing?

w	e	f
e	n	e

Picture Bank: g t m l c n b

Name: _____

Directions: Use the picture bank to help you fill in the missing letter to complete the word. Then, write the word on the line. Lastly, color the pictures.

What's Missing?

p	e	e	b	e	t
e	a	t	e	m	e

Picture Bank: 5 ? ? ? ? ?

Name: _____

Directions: Use the picture bank to help you fill in the missing letter to complete the word. Then, write the word on the line. Lastly, color the pictures.

What's Missing?

t	r	l	b	b	k
c	a	t	n	f	v

Picture Bank: k i t c o b v e t b u s c a t z i p

Name: _____

Directions: Use the picture bank to help you fill in the missing letter to complete the word. Then, write the word on the line. Lastly, color the pictures.

What's Missing?

r	d	p	d
m	p	f	o
o	t	f	x

Picture Bank: h u u h u u m t s f b k r b

Name: _____

Directions: Fill in the missing letter to complete one of the words in each box. Then, color the picture.

What's Missing?

p	e
t	e
m	e

Picture Bank: h u u h u u m t s f b k r b

Name: _____

Directions: Use the picture bank to help you fill in the missing letter to complete the word. Then, write the word on the line. Lastly, color the pictures.

What's Missing?

k	i	t	c	o	b
v	e	t	b	u	s
v	e	t	b	u	s
c	a	t	z	i	p
c	a	t	z	i	p

Picture Bank: k i t c o b v e t b u s c a t z i p

Additional items shown: Crayons, paperclip, pencil, notebook.

- ✓ Picture names are listed at the bottom of each page.
- ✓ Use as a worksheet or laminate and use with a dry erase marker for centers or small groups.









What's included?

BLEND AND DIGRAPH

Name: _____

Directions: Fill in the missing letters to complete one of the words in each box. Then, color the picture that matches and write the word on the line.













What's Missing?

 	 
i m	u b
_____	_____
 	 
o t	o g
_____	_____

Name: _____

Directions: Fill in the missing letters to complete one of the words in each box. Then, color the picture that matches and write the word on the line.









What's Missing?

 	 	 
i n	a p	u g
_____	_____	_____
 	 	 
u m	i p	a b
_____	_____	_____

Name: _____

Directions: Fill in the missing letters to complete one of the words in each box. Then, color the picture that matches and write the word on the line.









What's Missing?

 	 
i p	w i
_____	_____
 	 
w a	o p
_____	_____

Name: _____

Directions: Fill in the missing letters to complete one of the words in each box. Then, color the picture that matches and write the word on the line.









What's Missing?

 	 
u g	i m
_____	_____
 	 
e c	d i
_____	u t
_____	_____

Name: _____

Directions: Fill in the missing letters to complete one of the words in each box. Then, color the picture that matches and write the word on the line.









What's Missing?

 	 
i b	a t
_____	_____
 	 
u m	i p
_____	_____

Name: _____

Directions: Fill in the missing letters to complete one of the words in each box. Then, color the picture that matches and write the word on the line.













What's Missing?

 	 
p a	e l
_____	_____
 	 
i c	f i
_____	_____

Name: _____

Directions: Fill in the missing letters to complete one of the words in each box. Then, color the picture that matches and write the word on the line.

What's Missing?

 	 	 
i n	c a	i n
_____	_____	_____
 	 	 
m o	i n	e d
_____	_____	_____



Name: _____

Directions: Fill in the missing letters to complete one of the words in each box. Then, color the picture that matches and write the word on the line.

What's Missing?

		
p a t h	s h e l l	t h o r n
p a t h	s h e l l	t h o r n
		
c h i c k	f l a t	s w i m
c h i c k	f l a t	s w i m
		
s k i n	c l a p	g r i p
s k i n	c l a p	g r i p

Early finisher ideas:

- ✓ Draw and label the pictures on the back.
- ✓ Choose one or two words and write a sentence(s), then illustrate their sentence.